

# Martina Kurnia Rohmah

*by* Rico Ramadhan

---

**Submission date:** 14-Jun-2021 07:46PM (UTC+0800)

**Submission ID:** 1606259150

**File name:** 3513641Martina\_Full\_Article.docx (1.16M)

**Word count:** 2677

**Character count:** 15252

# *In-silico and In-Vitro* Antiplatelet Activity from *Carica papaya* L. Chloroform Fraction Leaves Extract

Martina Kurnia Rohmah<sup>1,a)</sup>, Djelang Zainuddin Fickri<sup>2</sup>, Farida Anwari<sup>3</sup>, Arif Rahman Nurdianto<sup>4</sup>, Galih Satrio Putra<sup>5,b)</sup>, Melanny Ika Sulistyowaty<sup>6</sup>

<sup>1</sup>Biology Pharmacy Department <sup>5</sup>IKES Rumah Sakit Anwar Medika, Sidoarjo, Indonesia

<sup>2</sup>Clinical Pharmacy Department STIKES Rumah Sakit Anwar Medika, Sidoarjo, Indonesia

<sup>3</sup>Medical Laboratory Technology STIKES Rumah Sakit Anwar Medika, Sidoarjo, Indonesia

<sup>4</sup>Medical Laboratory Technology STIKES Rumah Sakit Anwar Medika, Sidoarjo, Indonesia and Public Health Office of Sidoarjo, Sidoarjo, Indonesia

<sup>5</sup>Pharmaceutical Chemistry Department STIKES Rumah Sakit Anwar Medika, Sidoarjo, Indonesia

<sup>6</sup>Pharmaceutical Sciences Department, Airlangga University, Surabaya, Indonesia

<sup>a)</sup> Corresponding author: [martina.kurniarohmah@gmail.com](mailto:martina.kurniarohmah@gmail.com)

<sup>b)</sup> [galih\\_satrio\\_putra@yahoo.co.id](mailto:galih_satrio_putra@yahoo.co.id)

**Abstract.** Ischemia and stroke are the top ten deadliest diseases in the world, where both of these diseases are related to blockage of blood vessels. Clopidogrel as an antiplatelet agent for the therapy for those diseases still has many side effects. The treatment with *Carica papaya* L. extract containing alkaloid compounds, traditionally has an anti-platelet effect. This research aimed to observe antiplatelet activity of Chloroform Extract of *Carica papaya* L. Leaves by *in-silico* study into ADP (Adenosin Diphosphate) receptor and *in-vitro* study of platelet rich plasma induced by ADP which was observed with spectrophotometer UV / Vis method. Based on the results of *in-silico* study, alkaloid compounds such as Dehydrocarpain I, Dehydrocarpain II and Emetin have docking score (-121.77 until -142.75 Kcal / mol) had lower binding energy than Clopidogrel (-111.09 Kcal / mol) to the ADP receptor. From *in-vitro* study, we found that the addition of 100 ppm of chloroform fraction extract of *Carica papaya* L. leaves inhibited platelet aggregation about 2.55% ± 0.36, which was better than the standard drug, Clopidogrel (2.13% ± 0.34). Based on the results of *in-silico* and *in-vitro* study, the chloroform fraction extract of *Carica papaya* L. which contained alkaloid compounds, had activity to inhibit platelet aggregation, therefore they are potential to be developed as new drugs.

**Keywords :** ADP receptor, Antiplatelet, *Carica papaya* L., Platelet Rich Plasma, 4NTJ

## INTRODUCTION

Cardiovascular disease and stroke are among the 10 deadliest diseases in the world and both are in the top ranking in 2019 based on data from Healthline Networks, Inc (1). Cardiovascular disease and stroke are the main causes of high rates of morbidity and mortality, which are currently claimed to reach 15 million deaths each year. The death rate from heart disease is estimated to continue to increase until it reaches 23.3 million in 2030. In the US, about 600,000 people died because heart attacks each year based on data from the Centers for Disease Control and Prevention (CDC) (1). Cardiovascular disease and stroke in Indonesia have increased. Based on the results of the Indonesian Ministry of

Health's Basic Health Research (Riskesdas) 2013, the prevalence of coronary heart disease in Indonesia reaches 0.5% and heart failure is 0.13% of the total population aged 18 years and over (2).

Many factors contribute to the increased incidence of death from cardiovascular disease, which one is the formation of a thrombus which triggers the main occurrence of myocardial infarction and stroke (3,4,5). antiplatelet is one of the therapies that can be given to avoid the incidence of myocardial infarction, stroke and other complications associated with thrombus (3,4).

Platelet aggregation plays a major role in the pathogenesis of thromboembolic diseases. Several endogenous compounds such as thrombin, thromboxane A<sub>2</sub>, collagen, von Willebrand factor, and ADP stimulate platelet aggregation through different biochemical pathways (3,6). Clopidogrel is an option as a prophylactic for the incidence of thromboembolism, in cardiovascular disease (3). Clopidogrel is an antiplatelet that binds to the ADP receptor or human P2Y<sub>12</sub> receptor, thereby inhibiting platelet aggregation. (7,8,9). The problems that arise when clopidogrel is used as a prophylactic therapy for ischemia are neutropenia and thrombotic thrombocytopenic purpura (8, 10). In addition, clopidogrel can inhibit the P450 cytochrome enzyme so that it affects the metabolism of several drugs such as phenytoin, tolbutamide, warfarin, fluvastatin, and tamoxifen if given together (8).

The clopidogrel deficiency motive has led researchers to find better antiplatelet drugs derived from natural products. *Carica papaya* L. leaves are one of the traditional Indonesian ingredients that are often used for meat tenderizers (11). The alkaloid content in the leaves is strongly suspected to have anti-platelet activity, thereby preventing blood clots in the meat. The major phytochemicals in *Carica papaya* L. leaves extract are Carpaine, Pseudocarpaine, Dehydrocarpain I, Dehydrocarpain II, Emetin which are alkaloid compounds. The presence of the N group in alkaloid compounds is strongly suspected to have an inhibitory interaction with the ADP receptor such as Clopidogrel, Cilostazol, Dipyridamol (8, 4, 6, 12)

The focus of this research is examining *Carica papaya* L. leaves extract containing alkaloid compounds tested in-silico on ADP receptors and in-vitro tests on Platelet Rich Plasma (PRP) induced by ADP with Clopidogrel as a positive control observed by spectrophotometry UV/ Vis

## METHOD

Papaya leaves (*Carica papaya* L.) were obtained from Materia Medika Batu Malang, Indonesia. The solvents used were ethanol 96%, chloroform and ethyl acetate (Emsure, Merck, Germany), NH<sub>4</sub>OH 1 N (Emsure, Merck, Germany), H<sub>2</sub>SO<sub>4</sub> (Emsure, Merck, Germany). Reagents used include: HCl 2 N (Emsure, Merck, Germany), Mayer reagent (Nitra Kimia Indonesia), Dragendorff (Emsure, Merck, Germany), and Wagner (Nitra Kimia Indonesia), Mg (Emsure, Merck, Germany), FeCl<sub>3</sub> (Emsure, Merck, Germany). Antiplatelet drugs used Clopidogrel as positive control (Dexa Medica Indonesia) The reagent used for *in-vitro* antiplatelet activity was Adenosine Diphosphate (ADP) from Biotop Medical Netherlands.

### Extraction Process

About 500 g of papaya leaves' powders were macerated with ethanol 76% for 24 hours three times. The filtrate was evaporated using a rotary evaporator (Rotavapor R-300, Switzerland) to obtain a thick ethanolic extract of papaya leaves (19). The ethanol extract was weighed as much as 10 g then dissolved in 100 mL ethyl acetate and filtered. The residue is prepared for the determination of the total alkaloid. The residue was dissolved with 100 mL ethanol and 2 N HCL was added to pH 2, then partitioned with 100 mL chloroform and 30 mL distilled water, then the chloroform layer was separated. The ethanol layer was added with 1 N NH<sub>4</sub>OH to pH 12 then partitioned again with 100 mL chloroform, followed by evaporating them to obtain chloroform extract.

### Phytochemical Screening

Phytochemical screening was carried out qualitatively to determine the presence of alkaloids, flavonoids, saponins and tannins. Alkaloid screening was carried out with Mayer, Dragendorff, and Wagner reagents. Flavonoid screening

using concentrated Mg and HCl powder reagent. Saponin screening was carried out using 1N HCl reagent. While the tannin test was carried out using 10% FeCl<sub>3</sub> reagent.

### *In-silico Study*

<sup>15</sup> Molecular docking study was performed by MVD (Molecular Virtual Docker) Ver.5. The ADP receptor or human P2Y<sub>12</sub> receptor was downloaded from Protein Data Bank ([www.pdb.org](http://www.pdb.org)) with PDB ID code 4NTJ (14). Validation process was performed by docking stimulation with its native ligand and the acceptance criteria RMSD ≤ 2 Å.

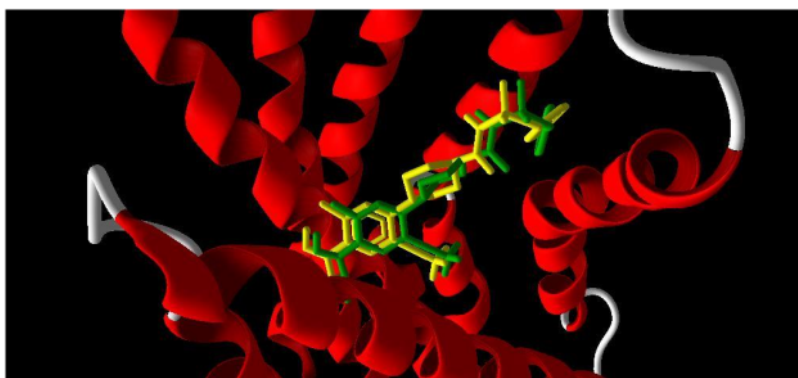


FIGURE 1. Validation its native ligand into active site ADP Receptor

Alkaloids contained in *Carica papaya* L. extract such as Carpiane, Pseudocarpaine, Dehydrocarpain I, Dehydrocarpain II, Emetin were drawn using ChemBioDraw 3D. The geometical optimisation were calculated by MMFF94 calculation and save as mol. format afterward it were docked into active site ADP receptor or human P2Y<sub>12</sub> receptor.

### *In-vitro Antiplatelet Study*

<sup>10</sup> The *in-vitro* antiplatelet activity test was carried out by observing the inhibition of platelet aggregation that occurs when blood plasma is treated along with induction with Adenosine Diphosphate (ADP). The platelet aggregate formed was assessed by comparing the plasma absorption before and after being given ADP using a spectrophotometer UV/Vis (Thermo Fisher Scientific, USA). The greater the decrease in plasma platelet absorption, the greater the aggregate formed. 1 mL Platelet Rich Plasma (PRP) was added with a test solution of 250 µl and then incubated at temperature 37°C in a water bath (Health, Korea) for 20 minutes. After incubation, PRP absorption was measured using a UV-Vis spectrophotometer using Platelet Poor Plasma (PPP) as a blank. The PRP absorbance which had been measured was then added with 20 µL of ADP and then incubated in a water bath at 37 ° C for 20 minutes and then the absorption was measured again (15-18)..

<sup>6</sup> The percentage of inhibition of platelet aggregation was calculated by the following formula (19):

$$\% \text{ Aggregation inhibition} = \frac{(1 - B)}{A} \times 100\%$$

B: absorbance after addition of ADP

A: absorbance before addition of ADP

The test materials in this study consisted of placebo control (distilled water), positive control, and total alkaloid extract of papaya leaves. The drug used in the positive control group was clopidogel 1mg/ml (Dexa Medica Indonesia). The total alkaloid extract was suspended in water, distilled with three variations of concentration 0.50 ; 1.00; and 2.00 mg / mL. calculation of IC<sub>50</sub> values using the IC<sub>50</sub> Calculator (<https://www.aatbio.com/tools/ic50-calculator>).

## RESULT AND DISCUSSION

### Phytochemical screening

500 grams of *Carica papaya* L. leaves powder were extracted by ethanol 96% producing the dark green extract about 42.6 grams (8.52%). To ensure that the total alkaloid compounds of *Carica papaya* L. leaves extract have been separated from other metabolite compounds, we used fraction extraction method to process it. Table 1 showed the results of the phytochemical screening of the total alkaloid extract of papaya leaves. The chloroform fraction containing only alkaloids were being tested in vitro for antiplatelet activity.

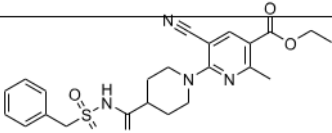
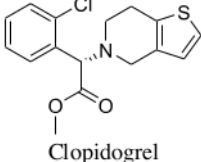
13  
**TABLE 1.** Result of Phytochemical screening of *Carica papaya* L. extract

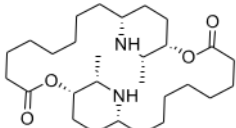
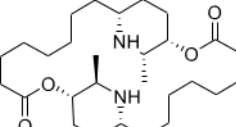
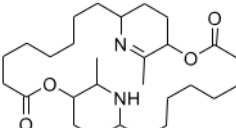
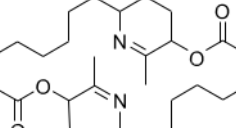
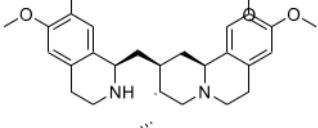
Phytochemical screening	<i>Carica papaya</i> L. extract	
	Methanol Fraction	Chloroform Fraction
<b>Alkaloid</b>		
Mayer	+	+
Wagner	+	+
Drugendorf	+	+
<b>Flavonoid</b>	+	-
<b>Saponin</b>	+	-
<b>Tanin/Fenol</b>	+	-

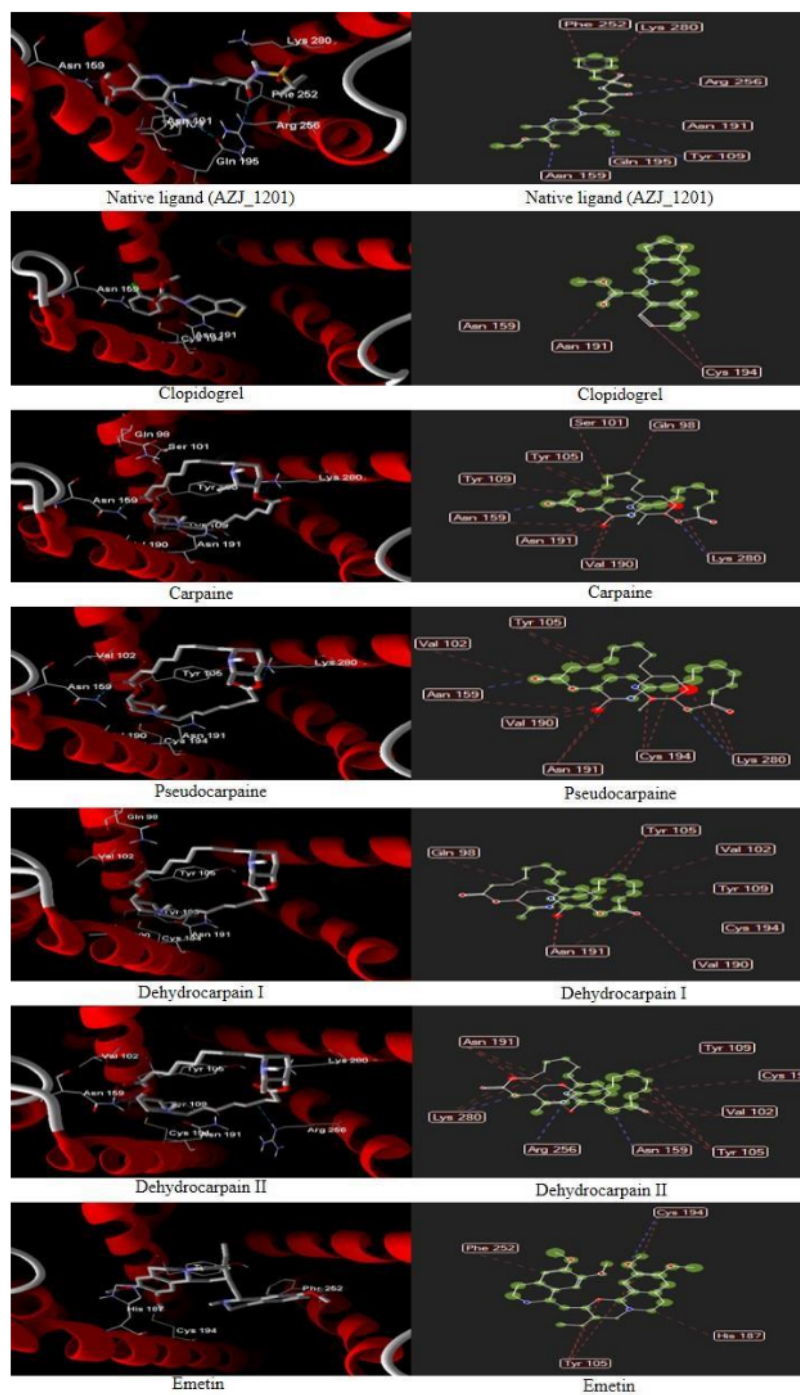
### *In-silico* Study

Based on literature review, the main alkaloids contained in the extract of *Carica papaya* L. are Carpine, Pseudocarpaine, Dehydrocarpain I, Dehydrocarpain II, Emetin. The five alkaloids were docked to the ADP receptor, which is one of the targets of the clopidogrel drug as an antiplatelet agent. Based on the result of *in-silico* studies Dehydrocarpain I, Dehydrocarpain II and Emetin have docking score -121.77 until -142.75 Kcal / mol) having lower binding energy than clopidogrel (-111.09 Kcal /mol) to the ADP receptor. Dehydrocarpain I, Dehydrocarpain II and Emetin have the potential to bind to the ADP receptor more strongly than Clopidogrel. The bonds formed on the its native ligand were the hydrogen bond interactions on the amino acid Tyr 109; Asn 159; Gln 195; Arg 256 and its steric interactions with the amino acid Asn 191; Phe 252; Arg 256; Lys 280. The alkaloids contained in *Carica papaya* L. also had hydrogen bonding interactions on the amino acid Asn 159.

**TABLE 2.** Molecular Docking Result Clopidogrel and *Carica papaya* L' s alkaloid into active site ADP receptor

Compunds	Moldock score (kcal/mol)	Hydrogen bond interaction	Steric interaction
 Native ligand (AZI 1201)	-162,74	Tyr 109 Asn 159 Gln 195 Arg 256	Asn 191 Phe 252 Arg 256 Lys 280
 Clopidogrel	-111,09	Asn 159	Asn 191 Cys 194

 <p>Carpaine</p>	-107,15	Asn 159 Lys 280	Gln 98 Ser 101 Tyr 105 Tyr 109 Asn 191 Lys 280
 <p>Pseudocarpaine</p>	-102,50	Asn 159 Lys 280	Val 102 Tyr 105 Asn 159 Val 190 Asn 191 Cys 194 Lys 280
 <p>Dehydrocarpaine I</p>	-133,41	-	Gln 98 Val 102 Tyr 105 Tyr 109 Val 190 Asn 191 Cys 194
 <p>Dehydrocarpaine II</p>	-121,77	Asn 159 Arg 256 Lys 280	Val 102 Tyr 105 Tyr 109 Asn 191 Cys 194 Lys 280
 <p>Emetin</p>	-142,75	Cys 194	Tyr 105 His 187 Phe 252



**FIGURE 2.** 3D and 2D molecular docking interaction its native ligand, clopidogrel and some alkaloid into active site ADP Receptor

### ***In-vitro* Antiplatelet Study**

Platelet rich plasma was induced by ADP and was being given of Clopidogel 100 ppm. The result shows that it was able to inhibit platelet aggregation  $2.13\% \pm 0.34$  as shown in Table 3. The addition of *Carica papaya* L. chloroform fraction extract 100 ppm inhibited platelet aggregation by  $2.55\% \pm 0.36$  better than the standard Clopidogel drug. The alkaloids content in *Carica papaya* L had activity in inhibiting platelet aggregation with a value of  $IC_{50} = 206.51 \text{ ppm} \pm 0.12$  which needed to be investigated further.

**TABLE 2.** Molecular Docking Result Clopidogel and *Carica papaya* L' s alkaloid into active site ADP receptor

<b>Compounds</b>	<b>% aggregation inhibition</b>	<b>IC50 (ppm)</b>
Clopidogel (100 ppm)	$2.13 \pm 0.34$	-
<i>Carica papaya</i> L Chloroform fraction extract (100 ppm)	$2.55 \pm 0.36$	
<i>Carica papaya</i> L Chloroform fraction extract (200 ppm)	$2.63 \pm 0.12$	$206.51 \pm 0.12$
<i>Carica papaya</i> L Chloroform fraction extract (400 ppm)	$2.74 \pm 0.15$	

### **CONCLUSION**

. Chloroform fraction extract of *Carica papaya* L. leaves which contained alkaloid compounds, are potential to be developed furthermore as novel drug for the treatment of cardiovascular diseases.

### **ACKNOWLEDGMENTS**

We would like to thank you, Prof.Siwandono from Airlanga University for MVD licensed

### **REFERENCES**

1. Pietrangelo, Ann. 2019., The Top 10 Deadliest Diseases. Healthline Networks, Inc <http://www.healthline.com/health/top-10-deadliest-diseases>
2. Kementrian Kesehatan RI, 2013. Riset Kesehatan Dasar. Pp. 91-94
3. Dipiro, J. T., Schwinghammer, T.L. Wells, B.G, Dipiro, C.V. Pharmacotherapy Handbook .2009.7th Edition. USA: The McGraw-Hills Companies. pp :43-177
4. Sathyapriya, E., Velpandian, V., Anbu, J., Anjana, A. In Vitro Anti Platelet Aggregation Activity And Thrombolytic Activity Of Cheenalinga Chendhuram. International journal of Life and Pharma Research. 2012. Vol. 2; 4, hal. 51-54
5. Naidu, J., Ismail, R., Kumar, P., Jothy S., Chen, Y., Sasidharan, S. Antiplatelet Activity and Quantification of Polyphenols Content of Methanol Extracts of Ocimum basilicum and Mentha spicata. Research Journal of Pharmaceutical, Biological and Chemical Sciences.2015.Vol.6 : 5; pp. 1236-1244
6. Chelucci, R., Dutra, A., Pires, M., Melo, D., Bosquesi, P., Chung, M., and Santos, J. Antiplatelet and Antithrombotic Activities of Non-Steroidal Anti-Inflammatory Drugs Containing an N-Acyl Hydrazone Subunit. Molecules. 2014. Vol 19 ; 2089-2099
7. Lüllmann, H., Mohr, K., Ziegler, A., Bieger, D., Wirth, J. 2000. Color Atlas of Pharmacology 2nd. New York :ThiemeStuttgart
8. Finkel, R., Clark, M.A., Cubeddu, L.X. 2009. Lippincott's Illustrated Reviews: Pharmacology, 4th Edition. USA : Lippincott Williams & Wilkins/Wolters Kluwer Health Inc. pp. 232-248
9. Katzung, B.G., Masters, S.B., Trevor, A. J. 2009. Basic & Clinical Pharmacology, 11th Edition..New York: McGraw-Hill Companies
10. A Kapil., L. Chhabra., A. D. Locke., P. Patel., A. Khanna., C. M. Reddy., M. F. Young. An Idiosyncratic Reaction to Clopidogrel. Perm J 2015 Winter;19(1):74-76. <http://dx.doi.org/10.7812/TPP/14-040>



11. A. I. Kartika., H S Kusuma., S Darmawati., D. S. Tanjung. Microstructural and Proteomic Analysis to Investigate the Effectiveness of Papaya Leaf as a Tenderizer of Beef and Goat's Meat IOP Conf. Series: Earth and Environmental Science 292 (2019) 012010 IOP Publishing doi:10.1088/1755-1315/292/1/012010
12. Dinakaran,V., Bomma, B., Srinivasan K.. Fused pyrimidines: The heterocycle of diverse biological and pharmacological significance. *Der Pharma Chemica*. 2012. Vol.4 (1):255-26
13. Lubis, ARN. Uji aktivitas in vitro antiplatelet dan antikoagulan fraksi N-heksana kulit batang belimbing wuluh *Averrhoa blimbi* L.) [skripsi]. Jember: Fakultas Farmasi Universitas Jember; 2015
14. K. Zhang., J. Zhang., Z.G. Gao., D.Zhang., L. Zhu., G. W. Han., S. M. Moss., S. Paoletta., E. Kiselev., W. Lu., G. Fenalti., W. Zhang., C. E. Mu'ller., H. Yang., H. Jiang., V. Cherezov., V. Katritch., K. A. Jacobson., R. C. Stevens., B. Wu., Q. Zhao. Structure of the human P2Y12 receptor in complex with an antithrombotic drug. *Nature*. 2014. pg.1-17. 10.2210/pdb4NTJ/pdb
15. E. Quezada., G. Delogu., C. Picciau., L. Santana., G. Podda., F. Borges., V. García-Morales., D. Viña., F. Orallo. 2010. Synthesis and Vasorelaxant and Platelet Antiaggregatory Activities of a New Series of 6-Halo-3-phenylcoumarins. *Molecules* 2010, 15, 270-279; doi:10.3390/molecules15010270
16. M. G. Mesa., A. L. Piccinelli., M. Antonia .,A. Valiente., Aldo Pinto., A. Fazio., L. Rastrelli. 2011. Inhibition of human platelet aggregation in vitro by standardized extract of *Wendtia calycina*. *Brazilian Journal of Pharmacognosy* 21(5): 884-888. <http://dx.doi.org/10.1590/S0102-695X2011005000109>
17. I. Jantan., Y. H. M. Yasin., J. Jalil., S. Murad., M. S. Idris. Antiplatelet aggregation activity of compounds isolated from *Guttiferae* species in human whole blood. *Pharmaceutical Biology*, 2009; 47(11): 1090–1095. DOI: 10.3109/13880200903008641
18. K C Agarwal., B A Zielinski., R S Maitra. Significance of plasma adenosine in the antiplatelet activity of forskolin: potentiation by dipyridamole and dilazep. *Thromb Haemost.* 1989 Feb 28;61(1):106-10.
19. Moriyama H, Hosoe T, Wakana D, Itabashi T, Kawai KI, Iizuka T et al. Assay-guided informatory screening method for antiplatelet effect of adenosine isolated from *Malbranchea filamentosa* IFM 41300: Inhibitory behaviors of adenosine in different solvents. *J Health Sci.* 2009;55(1):103–8. <https://doi.org/10.1248/jhs.55.103>

# Martina Kurnia Rohmah

## ORIGINALITY REPORT

13%

SIMILARITY INDEX

8%

INTERNET SOURCES

10%

PUBLICATIONS

2%

STUDENT PAPERS

## PRIMARY SOURCES

1	<a href="http://www.mdpi.com">www.mdpi.com</a> Internet Source	2%
2	Submitted to Universitas Airlangga Student Paper	2%
3	Tri Prasetyorini, Putu Puja Kasih Permata. "Smoking Habit Effect on Total Cholesterol Levels", Asian Journal of Applied Sciences, 2018 Publication	1%
4	<a href="http://jsfk.ffarmasi.unand.ac.id">jsfk.ffarmasi.unand.ac.id</a> Internet Source	1%
5	Martina Kurnia Rohmah, Arif Rahman Nurdianto. "Perspective of molecular immune response of SARS-COV-2 infection", Jurnal Teknologi Laboratorium, 2020 Publication	1%
6	<a href="http://es.scribd.com">es.scribd.com</a> Internet Source	1%
7	Trisnawaty K, Anin Esta Rauna, Siti Rusdiana Puspa Dewi, Pudji Handayani. "In vitro study	1%

of antifungal effect of carica papaya peel var. California extract against Candida albicans",  
Jurnal Kedokteran dan Kesehatan : Publikasi Ilmiah Fakultas Kedokteran Universitas Sriwijaya, 2021

Publication

---

8	<a href="https://repository.up.ac.za">repository.up.ac.za</a> Internet Source	1 %
9	<a href="https://www.nature.com">www.nature.com</a> Internet Source	1 %
10	W A Hidayani, S Setiasih, S Hudiyono. "Determination of the effect of EDTA and PCMB on purified bromelain activity from pineapple core and in vitro antiplatelet activity", IOP Conference Series: Materials Science and Engineering, 2020 Publication	<1 %
11	<a href="https://worldwidescience.org">worldwidescience.org</a> Internet Source	<1 %
12	<a href="https://repository-tnmgrmu.ac.in">repository-tnmgrmu.ac.in</a> Internet Source	<1 %
13	Ikanna E. Asuquo, Innocent A. Edagha, Gabriel J. Ekandem, Aniekan I. Peter. "Carica papaya attenuates testicular histomorphological and hormonal alterations following alcohol-induced gonado toxicity in male rats", Toxicological Research, 2019	<1 %

14

Mohammad Akhtar Hussain, Abdullah Al Mamun, Sanne AE Peters, Mark Woodward, Rachel R. Huxley. "The Burden of Cardiovascular Disease Attributable to Major Modifiable Risk Factors in Indonesia", *Journal of Epidemiology*, 2016

Publication

---

<1 %

15

[repository.ubaya.ac.id](http://repository.ubaya.ac.id)

Internet Source

---

<1 %

16

[sutir.sut.ac.th:8080](http://sutir.sut.ac.th:8080)

Internet Source

---

<1 %

17

[www.eurekaselect.com](http://www.eurekaselect.com)

Internet Source

---

<1 %

18

Yew Rong Kong, Yong Xin Jong, Manisha Balakrishnan, Zhui Ken Bok et al. "Beneficial Role of Carica papaya Extracts and Phytochemicals on Oxidative Stress and Related Diseases: A Mini Review", *Biology*, 2021

Publication

---

<1 %

19

"Purines and Myocardial Protection", Springer Science and Business Media LLC, 1996

Publication

---

<1 %

---

Exclude quotes  On

Exclude bibliography  On

Exclude matches  < 5 words